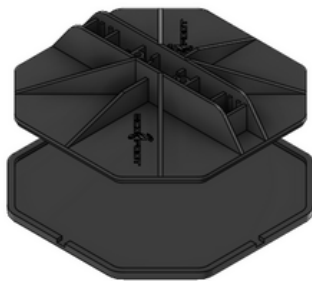


# MF-175 Install



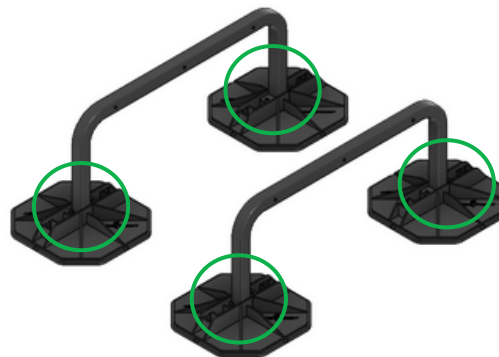
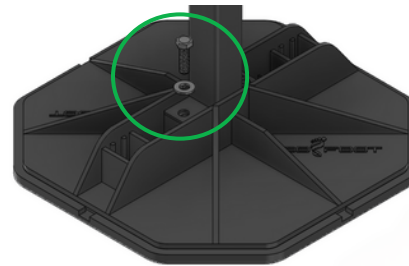
1

- Place bases & mats on flat surface.



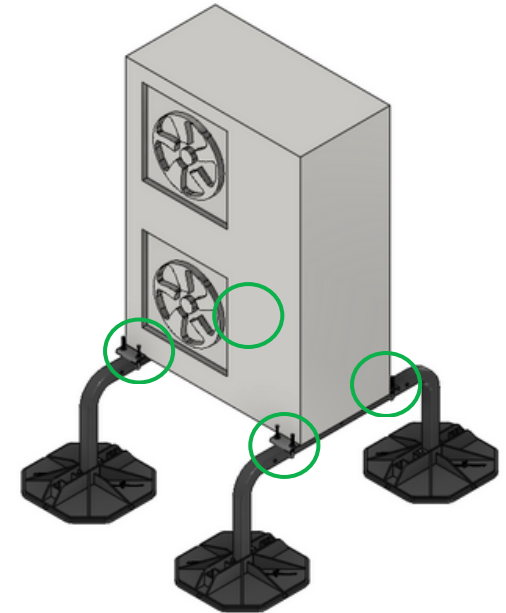
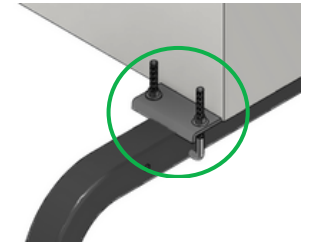
2

- Secure steel bars to bases using the provided LA-HWK.



3

- Place and centre unit on steel bars.
- Secure unit to frame using provided clamps (4 included).



This sheet is meant only to highlight EcoFoot's products and specifications. Information is subject to change without notice. EcoFoot takes responsibility for furnishing quality materials, which meet published product specification. As neither EcoFoot itself, nor its representatives practice architecture, EcoFoot offers no opinion on, and expressly disclaims any responsibility for the soundness of any structure on which its products may be applied. If questions arise as to the soundness of structure, or its ability to support planned installation properly, the Owner should obtain opinions of competent structural engineers before processing. EcoFoot accepts no liability for any structural failure or for resultant damages, and no EcoFoot Representative is authorized to vary this disclaimer.